

Crane Guide



Unsere Modell-Linien / Nos modèles

HC Basic Line

HC 12 T	1.0 mt	Seite/page	2
HC 24 T	2.3 mt	Seite/page	4
HC 34 T	3.1 mt	Seite/page	6
HC 39 T	3.7 mt	Seite/page	8
HC 44 T	3.8 mt	Seite/page	10

HCS Premium Line

HCS 110 T	0.9 mt	Seite/page	12
HCS 140 T	1.1 mt	Seite/page	14
HCS 190 T	1.8 mt	Seite/page	16
HCS 220 T	1.9 mt	Seite/page	18
HCS 270 T	2.2 mt	Seite/page	20
HCS 330 T	2.9 mt	Seite/page	22
HCS 380 T	3.3 mt	Seite/page	24
HCS 430 T	3.6 mt	Seite/page	26

Abstützungen / Béquilles

Seite/page 28

Zubehör / Accessoires

Seite/page 32

Die Haueter Kran AG / La société Haueter Kran SA

Seite/page 33

Merkmale / Caractéristiques

HC Basic Line

Mit einem Ladekran der BASIC-LINE erhalten Sie eine kostengünstige Lösung für Ihre Hebeaufgaben. Die Krane sind für normalen nicht besonders intensiven Gebrauch konstruiert.

Avec une grue de la BASIC-LINE vous recevez une solution économique pour vos tâches de levage. Les grues type HC sont conçues pour des opérations normales.

HCS Premium Line







Entscheiden Sie sich für einen Ladekran der PREMIUM-LINE, dann erhalten Sie ein Produkt, welches auf höchste Ansprüche ausgelegt ist. Die besonderen Merkmale der HCS Krane sind:

- **Qualitativ hochstehendes, robustes und präzises Schwenkwerk**
- **Präzises Steuerventil für hohe Geschwindigkeit und präzise Kranbewegungen**
- **Hochwertige Zinkgrundierung und Pulverbeschichtung**
- **Hydraulik Rohre mit qualitativ hochwertigen Verschraubungen**

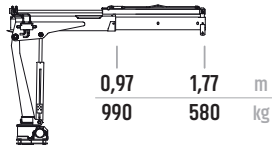
Si vous vous décidez pour une grue de la PREMIUM-LINE, vous recevez une grue qui répond aux plus grandes exigences. Les caractéristiques principales des modèles HCS sont :

- **Système de rotation d'une haute qualité, robuste et précis**
- **Distributeur hydraulique pour une grande vitesse et des mouvements précis de la grue**
- **Traitement de surface avec un primaire de zinc et un revêtement de poudre de qualité**
- **Tubes hydrauliques avec raccords d'une qualité supérieure**

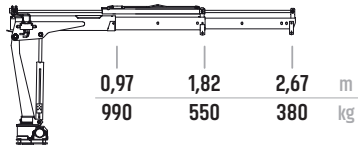
Basic Line

HC 12 T	 tm	 m	 °	 kg	 bar	 l/min
HC 12 T1	1.0	1.77	330	135	190	6
HC 12 T2	1.0	2.67	330	150	190	6
HC 12 T3	1.0	3.41	330	180	190	6

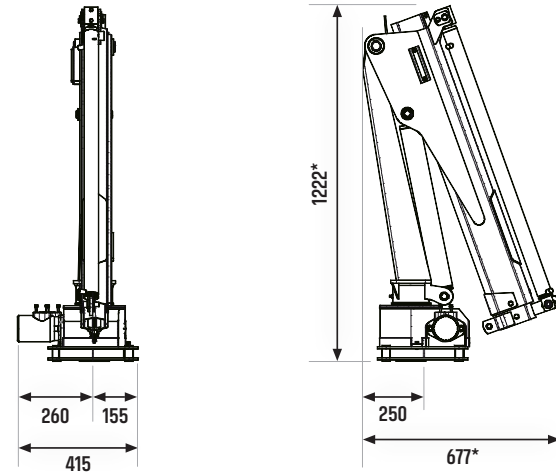
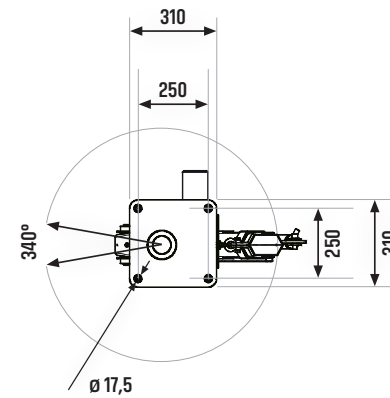
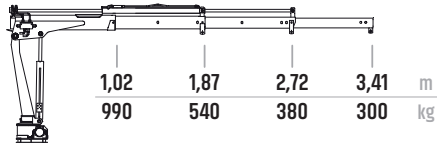
HC 12 T1



HC 12 T2









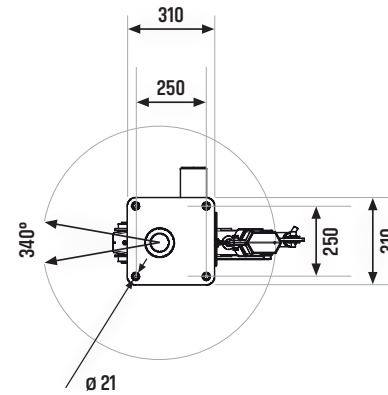
HC 12 T3



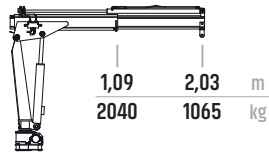
* Masse für / Dimensions pour HC 12 T1
 HC 12 T2: L: 695 mm
 HC 12 T3: L: 695 mm, H: 1226

Basic Line

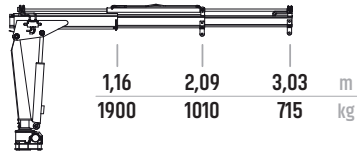
HC 24 T	 tm	 m	 °	 kg	 bar	 l/min
HC 24 T1	2.3	2.03	340	205	190	6
HC 24 T2	2.3	3.03	340	226	190	6
HC 24 T3	2.3	4.03	340	245	190	6



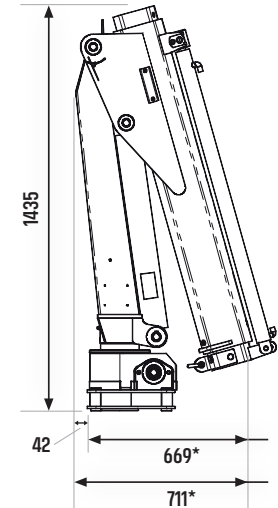
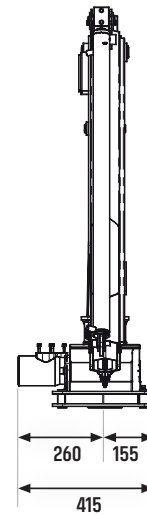
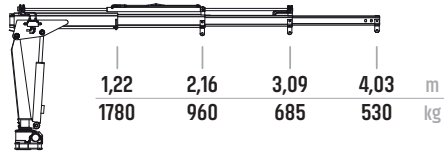
HC 24 T1



HC 24 T2









HC 24 T3

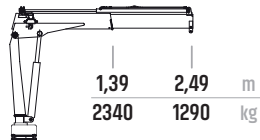


* Masse für / Dimensions pour HC 24 T1
HC 24 T2 + HC 24 T3: 686 mm / 727 mm

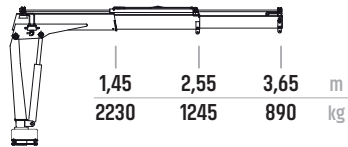
Basic Line

HC 34 T	 tm	 m	 °	 kg	 bar	 l/min
HC 34 T1	3.1	2.49	340	300	190	8
HC 34 T2	3.1	3.65	340	320	190	8
HC 34 T3	3.1	4.67	340	350	190	8
HC 34 T4	3.1	5.67	340	418	190	8

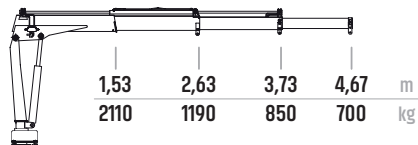
HC 34 T1



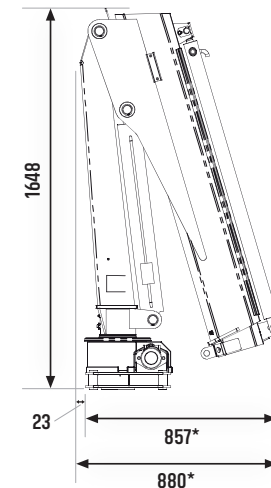
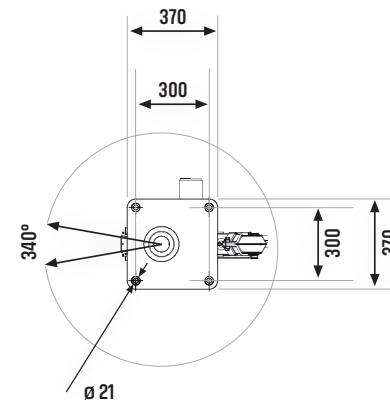
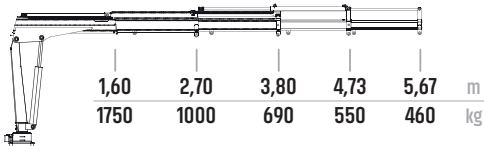
HC 34 T2



HC 34 T3



HC 34 T4









* Masse für / Dimensions pour HC 34 T1

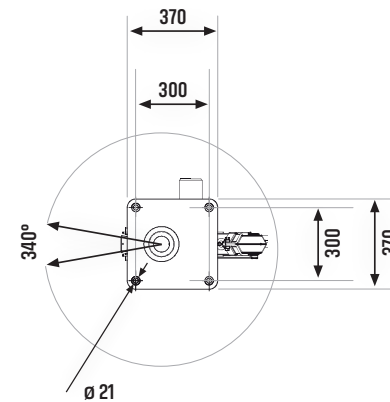
HC 34 T2: 872 mm / 895 mm

HC 34 T3: 857 mm / 880 mm

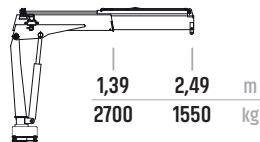
HC 34 T4: 967 mm / 990 mm

Basic Line

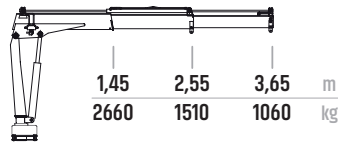
HC 39 T	 tm	 m	 °	 kg	 bar	 l/min
HC 39 T1	3.7	2.49	340	330	210	8
HC 39 T2	3.7	3.65	340	350	210	8
HC 39 T3	3.7	4.67	340	380	210	8
HC 39 T4	3.7	5.67	340	438	210	8



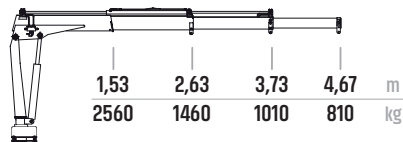
HC 39 T1



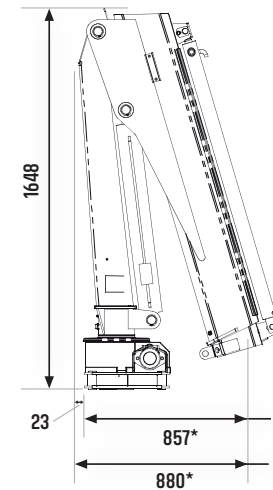
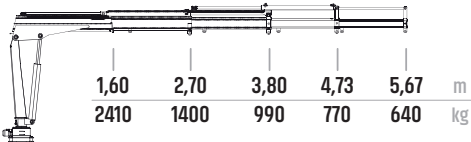
HC 39 T2



HC 39 T3









HC 39 T4

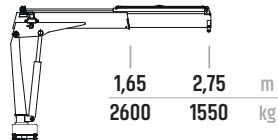


* Masse für / Dimensions pour HC 34 T1
 HC 34 T2: 872 mm / 895 mm
 HC 34 T3: 857 mm / 880 mm
 HC 34 T4: 967 mm / 990 mm

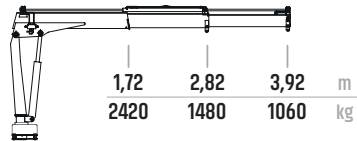
Basic Line

HC 44 T	 tm	 m	 °	 kg	 bar	 l/min
HC 44 T1	3.8	2.75	340	350	230	8
HC 44 T2	3.7	3.9	340	380	230	8
HC 44 T3	3.6	5.0	340	410	230	8
HC 44 T4	3.5	6.1	340	440	230	8

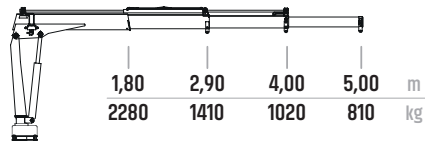
HC 44 T1



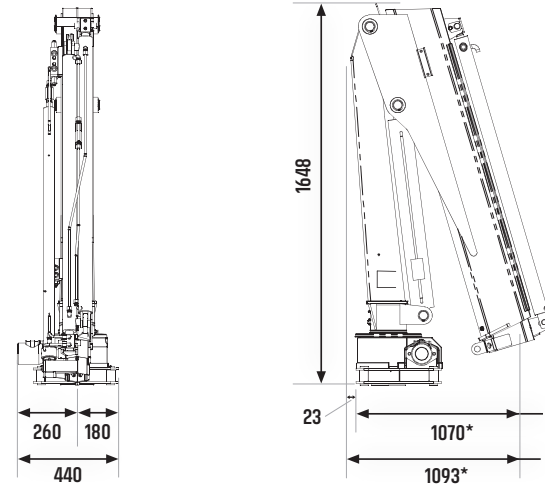
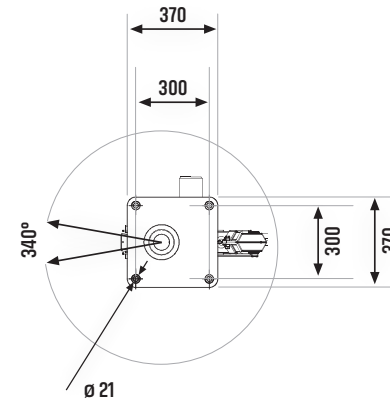
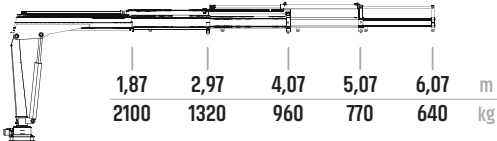
HC 44 T2



HC 44 T3



HC 44 T4









* Masse für / Dimensions pour HC 44 T1

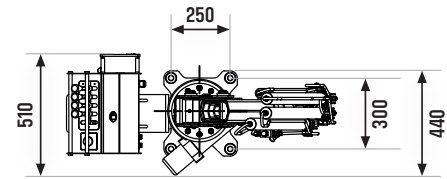
HC 44 T2: 1100 mm / 1123 mm

HC 44 T3: 1160 mm / 1183 mm

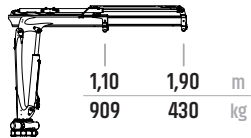
HC 44 T4: 1180 mm / 1203 mm

Premium Line

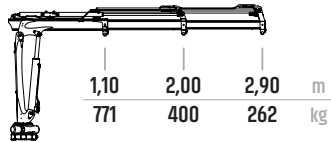
HCS 110	 tm	 m	 °	 kg	 bar	 l/min
HCS 110 T1	0.9	1.9	355	212	230	7
HCS 110 T2	0.84	2.9	355	234	230	7
HCS 110 T3	0.78	3.9	355	257	230	7
HCS 110 T4	0.71	4.9	355	272	230	7



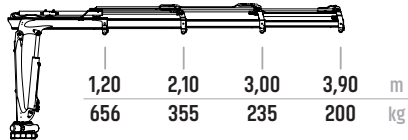
HCS 110 T1



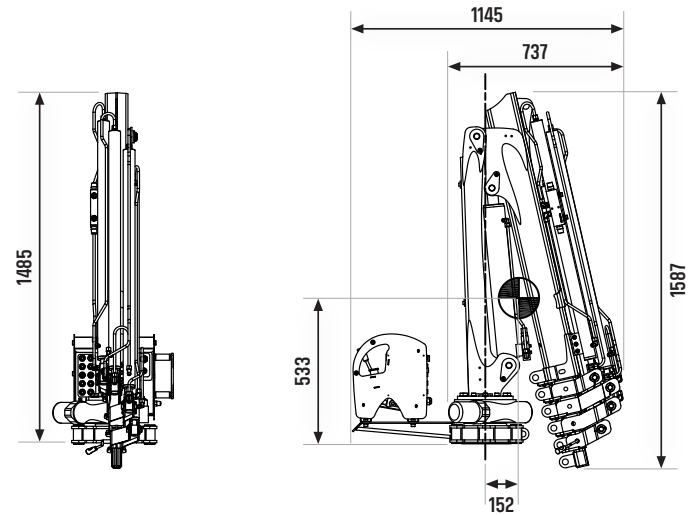
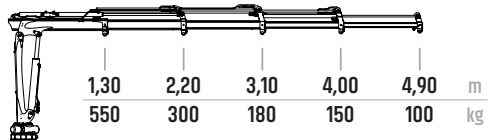
HCS 110 T2









HCS 110 T3

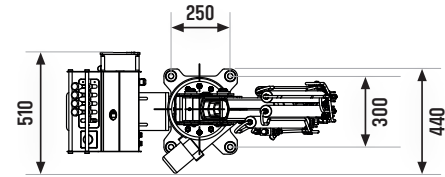


HCS 110 T4

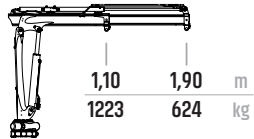


Premium Line

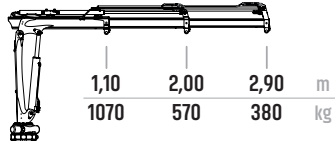
HCS 140	 tm	 m	 °	 kg	 bar	 l/min
HCS 140 T1	1.2	1.9	355	212	240	7
HCS 140 T2	1.1	2.9	355	234	240	7
HCS 140 T3	1.1	3.9	355	257	240	7
HCS 140 T4	1.0	4.9	355	272	240	7



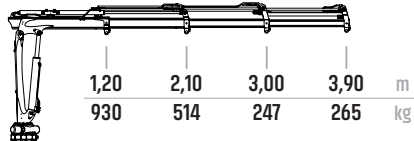
HCS 140 T1



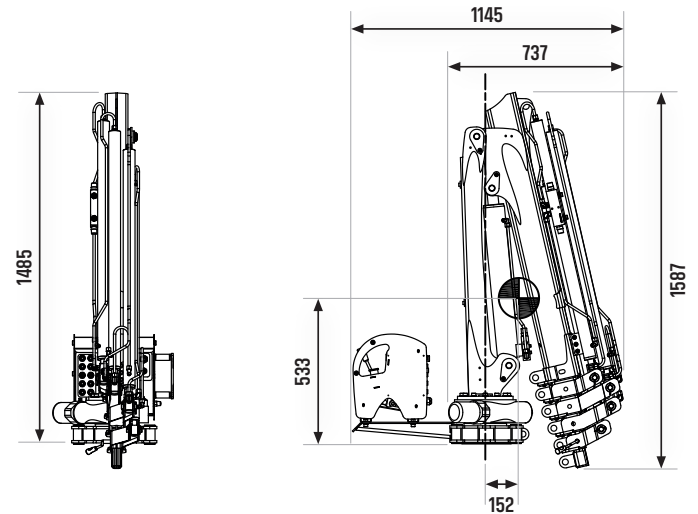
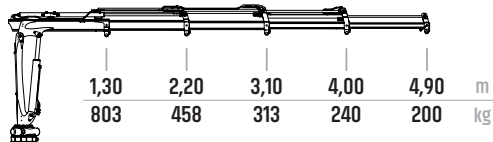
HCS 140 T2









HCS 140 T3

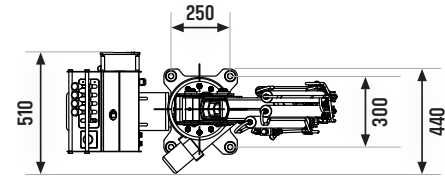


HCS 140 T4

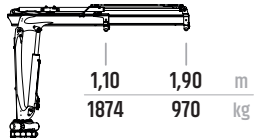


Premium Line

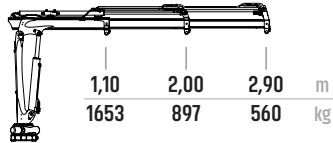
HCS 190	 tm	 m	 °	 kg	 bar	 l/min
HCS 190 T1	1.8	1.9	355	216	270	7
HCS 190 T2	1.8	2.9	355	242	270	7
HCS 190 T3	1.7	3.9	355	265	270	7
HCS 190 T4	1.6	4.9	355	280	270	7



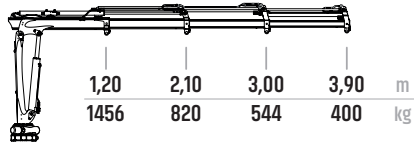
HCS 190 T1



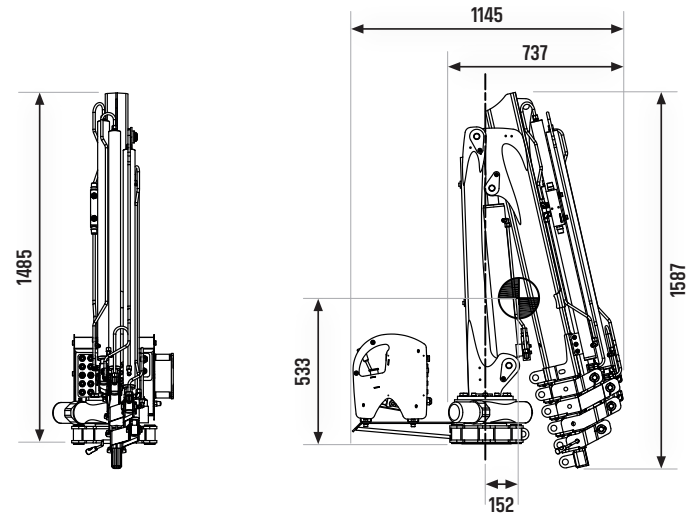
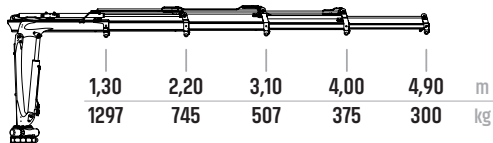
HCS 190 T2









HCS 190 T3

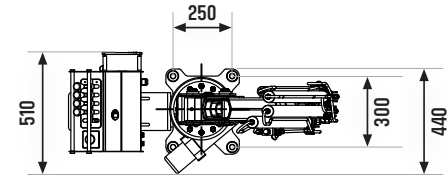


HCS 190 T4

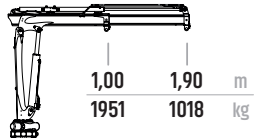


Premium Line

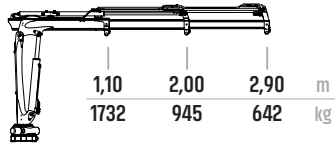
HCS 220	 tm	 m	 °	 kg	 bar	 l/min
HCS 220 T1	1.9	1.9	355	220	250	8
HCS 220 T2	1.9	2.9	355	248	250	8
HCS 220 T3	1.8	3.9	355	270	250	8
HCS 220 T4	1.7	4.9	355	285	250	8



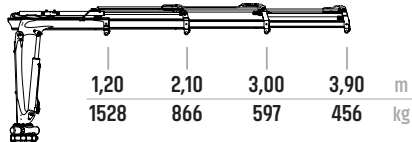
HCS 220 T1



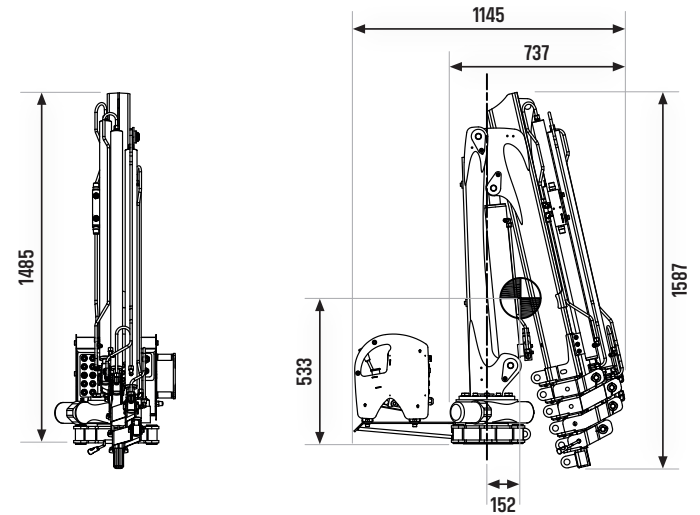
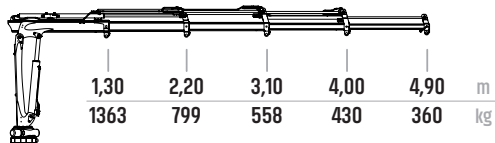
HCS 220 T2









HCS 220 T3

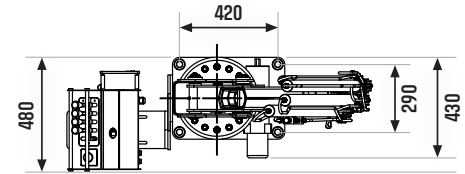


HCS 220 T4

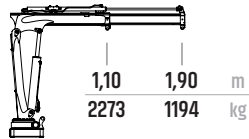


Premium Line

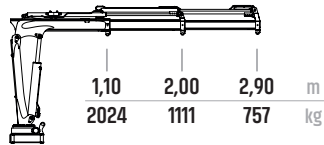
HCS 270	 tm	 m	 °	 kg	 bar	 l/min
HCS 270 T1	2.2	1.9	340	285	250	10
HCS 270 T2	2.2	2.9	340	310	250	10
HCS 270 T3	2.1	3.9	340	335	250	10
HCS 270 T4	2.0	4.9	340	350	250	10



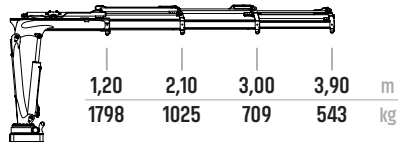
HCS 270 T1



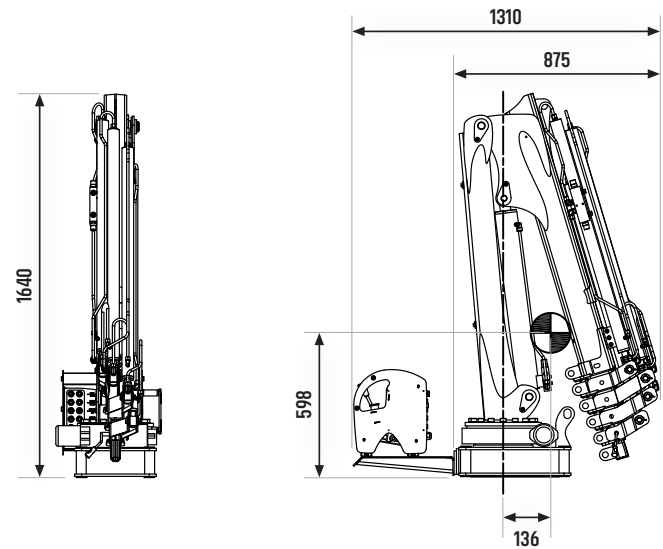
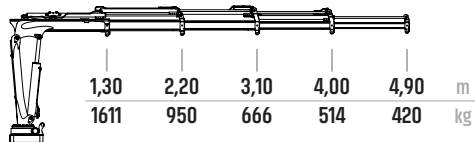
HCS 270 T2









HCS 270 T3

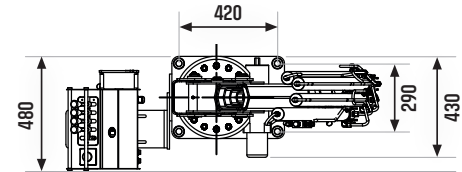


HCS 270 T4

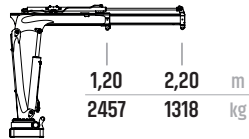


Premium Line

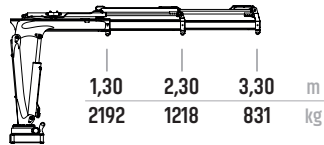
HCS 330	 tm	 m	 °	 kg	 bar	 l/min
HCS 330 T1	2.9	2.2	340	349	250	12
HCS 330 T2	2.8	3.3	340	385	250	12
HCS 330 T3	2.7	4.4	340	420	250	12
HCS 330 T4	2.6	5.5	340	445	250	12



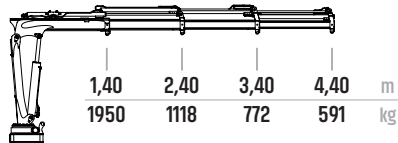
HCS 330 T1



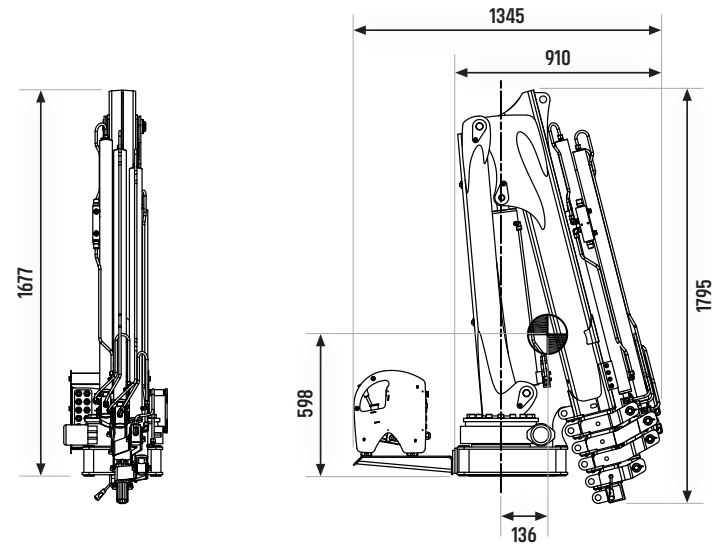
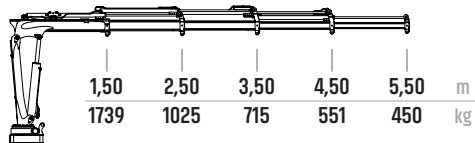
HCS 330 T2









HCS 330 T3

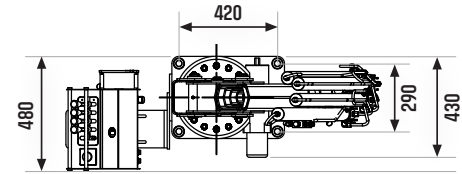


HCS 330 T4

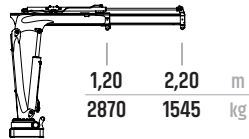


Premium Line

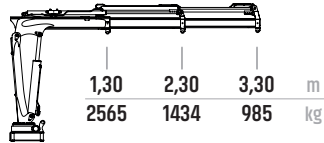
HCS 380	 tm	 m	 °	 kg	 bar	 l/min
HCS 380 T1	3.4	2.2	340	349	260	12
HCS 380 T2	3.3	3.3	340	385	260	12
HCS 380 T3	3.2	4.4	340	420	260	12
HCS 380 T4	3.1	5.5	340	445	260	12



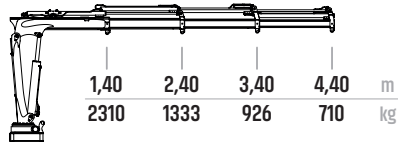
HCS 380 T1



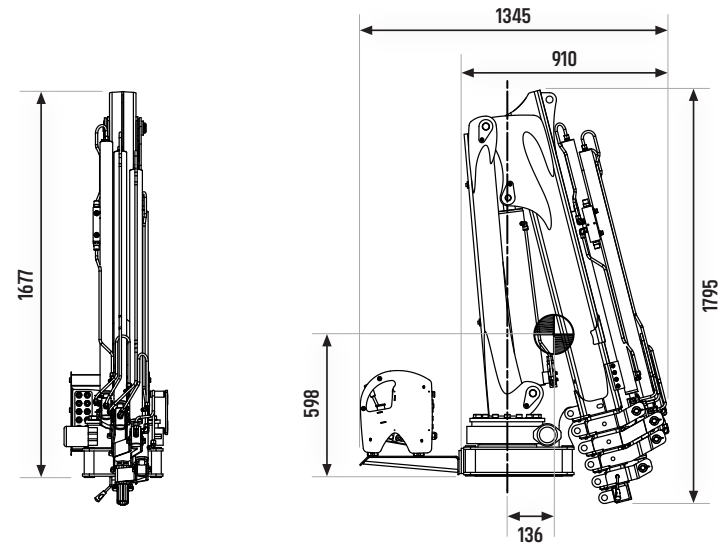
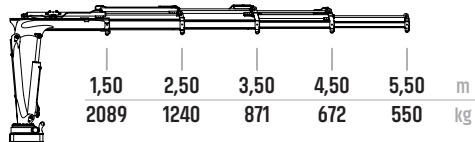
HCS 380 T2









HCS 380 T3

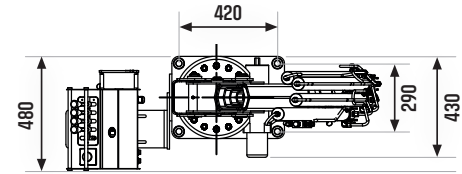


HCS 380 T4

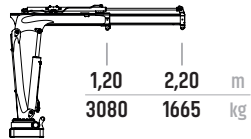


Premium Line

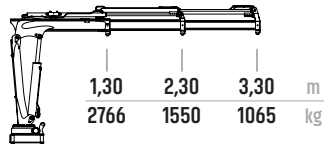
HCS 430	 tm	 m	 °	 kg	 bar	 l/min
HCS 430 T1	3.6	2.2	340	355	260	15
HCS 430 T2	3.5	3.3	340	393	260	15
HCS 430 T3	3.4	4.4	340	425	260	15
HCS 430 T4	3.3	5.5	340	450	260	15



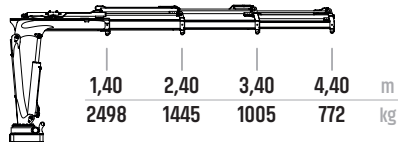
HCS 430 T1



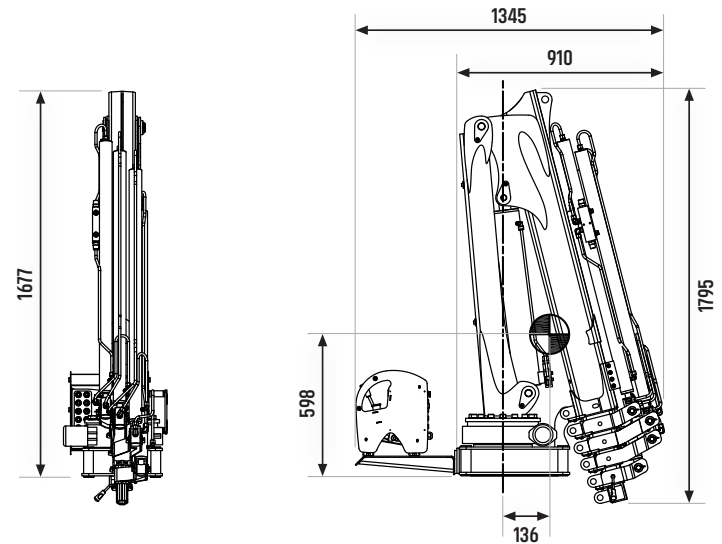
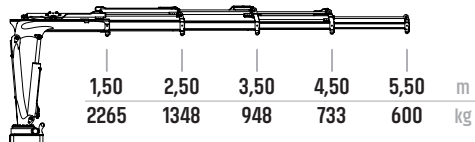
HCS 430 T2







HCS 430 T3



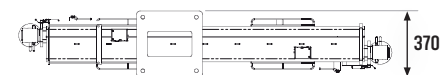
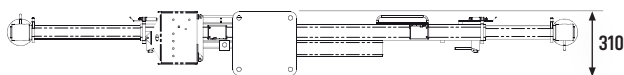
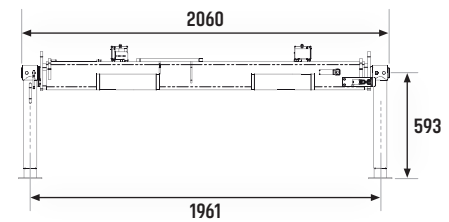
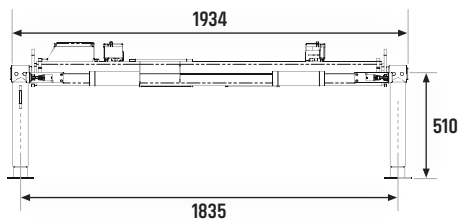
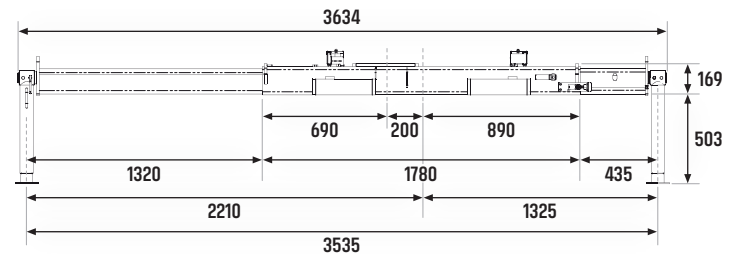
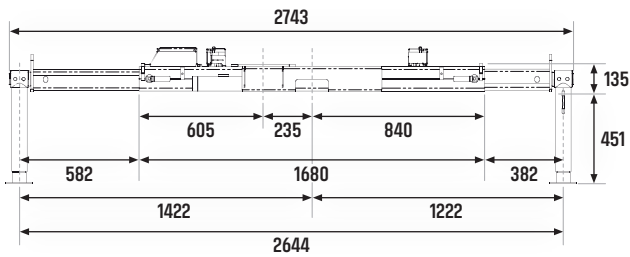
HCS 430 T4







Abstützungen / Béquilles





Modell Modèle	 mm	 mm	 mm	 kg
HC 12 / 24	1680	2644	–	79 - 85
HC 12 / 24	–	–	600	46

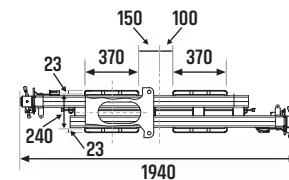
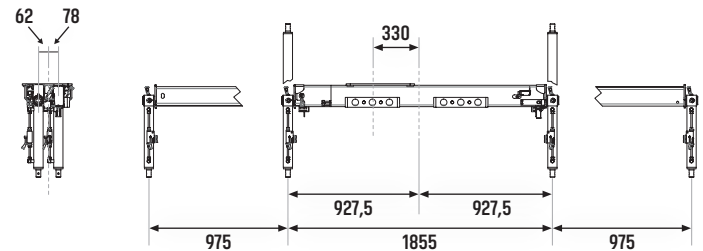
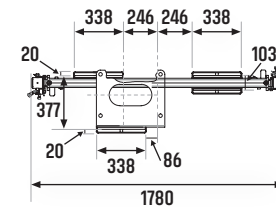
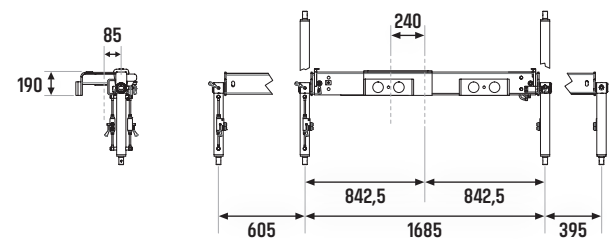
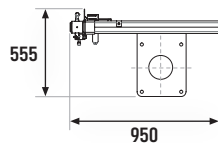
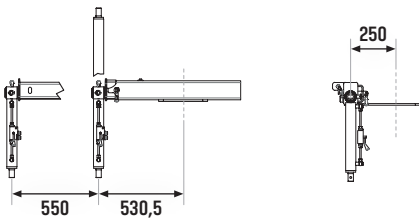
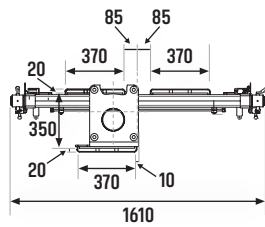
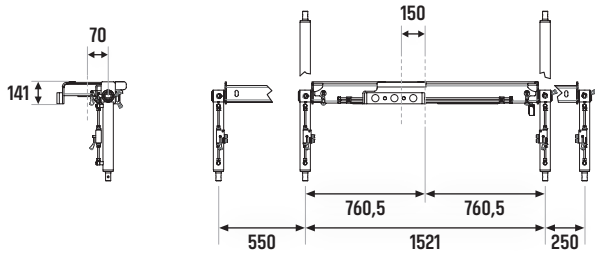
Modell Modèle	 mm	 mm	 mm	 kg
HC 34 / 39 / 44	1961	3535	–	175



Abstützungen / Béquilles

Modell Modèle	 mm	 mm	 mm	 kg
HCS 110 – 220	1610	2321	–	110
HCS 110 – 220	–	–	550	50

Modell Modèle	 mm	 mm	 mm	 kg
HCS 270 – 430	1780	2685	–	150
HCS 270 – 430	1940	3805	–	180



Zubehör / Accessoires

Manuelle Kranarmverlängerungen

Nachrüstsatz T2 auf T3

Mechanische oder hydraulische Abstützungen

Krangrundrahmen für 1 oder 2 Stützen

Konsole für Abstützung auf der Ladebrücke

Elektro Hydraulik Aggregat 12 od 24 V

Hydraulikpumpen für hydraulischen Betrieb
ab Fahrzeug Nebenantrieb

Zapfwellengetriebe

Separater Öltank

Funkfernbedienung Danfoss/SCANRECO (Premium Line)

Funkfernbedienung NEM/SCANRECO (Basic Line)

Seilwinde

Sonderlackierung in RAL Farbe nach Wunsch

Mechanische Hebezeugen

Hydraulische Zusatzfunktionen

Hubarbeitskorb

Rallonges manuelles

Kit pour mettre une T2 en T3

Béquilles mécaniques ou hydrauliques

Embase pour 1 ou 2 béquilles

Console pour béquille «sur pont »

Agrégat El. hydraulique 12 ou 24 V

Agrégat El. hydraulique 400 V

Pompe hydraulique pour prise de force

Prise de force

Réservoir d'huile

Radiocommande DANFOSS/SCANRECO (Premium Line)

Radiocommande NEM/SCANRECO (Basic Line)


Treuil

Couleur RAL

Pincés mécaniques

Fonctions hydrauliques supplémentaires

Nacelle



Haueter Kran AG

Die Haueter Kran AG wurde am 1. April 2003 gegründet und übernimmt ab diesem Datum den Generalimport und Vertrieb der HMF-Ladekrane für die Schweiz und das Fürstentum Liechtenstein.

Die dänische Højbjerg Maskinfabrik A/S (HMF) produziert seit 1952 Krane von 0.5 m/t bis 85 m/t und gehört zu den weltweit führenden Herstellern von hydraulischen Ladekranen.

Seit dem 1. Januar 2017 ist die Haueter Kran AG offizieller Importeur der JOAB Produkte. JOAB wurde 1963 von Jan Olsson gegründet. Die innovativen und qualitativ hochstehenden Produkte haben JOAB zu einem führenden Hersteller von Abrollkippern, Absetzkippern und Wechselsystemen gemacht.

2019 wird das Kranprogramm durch eine neue moderne Palette von Teleskoparm Handy Kranen ergänzt. Die Handy Crane entstanden durch unser langjähriges Know How und werden in unserem Werk Dietlikon fertiggestellt.

Mit der Hauptwerkstatt in Dietlikon, dem Servicecenter in Zollikofen sowie weiteren 22 Stützpunkten in der ganzen Schweiz ist die Haueter Kran AG nicht nur in Beratung und Vertrieb hervorragend gerüstet, sondern bietet auch einen erstklassigen Service und technischen Support und verfügt bei Bedarf jederzeit über passende Ersatzteile.

Alle Standorte der Haueter Kran AG sind nach der neuesten Normenversion ISO 9001:2015 zertifiziert und sind mit dem kompetenten und engagierten Team ein verlässlicher Partner für Ihren Ladekran. Gerne beraten wir Sie.

Haueter Kran SA

La société Haueter Kran SA, fondée le 1er avril 2003, assure depuis cette date l'importation générale et la vente des grues HMF pour la Suisse et la principauté du Liechtenstein.

L'usine danoise Højbjerg Maskinfabrik A/S (HMF), qui produit depuis 1952 des grues de 0,5 m/t à 85 m/t, compte parmi les premiers fabricants de grues hydrauliques du monde.

Depuis le 1er janvier 2017 la société Haueter Kran SA est importateur officiel de la société JOAB. JOAB été fondée en 1963 par Jan Olsen et compte aujourd'hui, grâce au produits innovateurs et de haute qualité, parmi les leaders du marché des systèmes à crochet, systèmes multibennes et systèmes interchangeables.

Depuis 2019 la programme des grues et complétées par la nouvelle gamme moderne des grues Handy. Les Handy Crane sont le résultat de notre longue expérience et sont finalement assemblé dans nos ateliers à Dietlikon.

Avec son atelier principal de Dietlikon, son centre technique de Zollikofen ainsi que 22 autres sites dispersés dans toute la Suisse, la Haueter Kran SA non seulement excelle dans ses prestations de conseil et de vente mais offre aussi un service clientèle et une assistance technique de première qualité en disposant toujours des pièces de rechange requises.

HAUETER



KRAN AG

Hauptsitz

Neue Winterthurerstrasse 30
CH-8305 Dietlikon

Servicecenter

Aegelseeweg 18
CH-3052 Zollikofen

Telefon: +41 43 477 22 00

Telefax: +41 43 477 22 01

E-Mail: info@haueter-kran.ch
www.haueter-kran.ch

